

BlockRock Investment Report / Portfolio

12.07.2022 - 17.07.2022 / Nr. 09/22

www.bro-crypto.com • info@bro-crypto.com



BlockRock.
BRO TOKEN

Index

01.	Index
02.	Short Summary
03.	Wallets
04.	Previous Investments
05.	Portfolio Development
06.	Collected Returns
07.	Transaction Fees
08.	Buyback & Burn
09.	New Assets/ Investments
10. - 11.	Votings
12.	Marketing Wallet
13.	Spents

Short Summary



Weekly Portfolio Development (WPD) :	+00,17%
Total Portfolio Development (TPD) :	- 42,08%
Total Weekly Earnings: <i>(50% Investment Wallet / 50% Buyback Wallet</i>	\$550,45
Weekly Collected Transaction Fees:	\$2761,68
For Investments:	\$2.071,26
For Reserves:	\$690,42
Total Reserves for Investments:	\$1.864,19
Weekly Income Buyback Wallet:	\$1.249,22
For Buybacks:	\$206,42
For Reserves:	\$1.042,80
Total Reserves for Buybacks:	\$1.410,46
Total Buybacks since launch:	\$2.988,36
Weekly Burns:	0 BRO\$ Token
Total Burns since launch:	233.031.952 BRO\$
Weekly Investments:	\$1.040,00
Marketing Wallet (After Payments):	\$689,93
Spents:	\$2.080,00

Wallets



Deployer

0x86aC79C212A7baD7040718AaFf57F0cA75B5C09d

Investment Wallets

BSC/ Cronos: 0x52596A4A6E9206Bae38E60Da8B4cD975b824644a

BSC/ Cronos2: 0xB7373489E073809CD3Cb7e885021e05CE5a40d62

BSC: 0x25d077068AC9B14c71bB11d7583068A5d7264028

VeChain: 0xEA968cDc7CefC9f80202bec44957c315703Bd9da

Tron: TCgPe68dP2e1ridukHeSNBfAY4MGx2jWam

Harmony: one19ptnqs3563x0lk9jzj9taqmzwwp5pkspktacp

Solana: HgWVQ7wY6tRytircsExpartrNXFizJerK5Dat2sSr52T

Algorand: SLUP2YYXA3USQFPYGWJI5YL3P4U6326Q3VYO5RTH3RZPVONXQ7BOXFDFZI

DFX Wallet: df1qgq7tgr82g2kwj48hwrkc4kaxlyz8jqxscqtw9

Buyback, Burn

0x4c3C6cc6209F41E383302F910301D08a945193D1

Main liquidity/ Pancakeswap

0x0698acf2a47a570f9e346cee2991baba7dba4785

Previous Investments



0,037540 Bitcoin, BTC (\$944,75)
0,634994 Ethereum, ETH (\$944,75)

25.232,23 MMF-CRO LP STAKED (\$15.650,00)
8.708,40 SocialSwap, SST STAKED (\$375,00)
118,05 DUSD-DFI LP, STAKED (\$375,00)

2.117,69 Cardano, ADA (\$1.227,00)
3.083,00 Ripple, XRP (\$1.265,00)
36,12 Polkadot, DOT (\$320,00)

136,61 SAFUU, SAFUU (\$2.803,15)
110.601,9 LuckyBlock, LBlock (\$250,00)
16.544,52 LoopNetwork, LOOP (\$275,00)

607,3 Polygon, MATIC (\$311,50)

34.377,2 VeChain, VET (\$1.000,00)

12.293,80 Harmony, ONE (\$645,00)

24,27 Solana, SOL (\$1.098,00)

1.928,88 Algorand, ALGO (\$700,00)

10,784 Quant, QNT (\$698,00)

447,00 Decentraland, MANA (\$364,00)

Total: \$29.246,15

Portfolio Development



0,037540 Bitcoin, BTC (\$944,75)	(\$792,72) -16,10%
0,634994 Ethereum, ETH (\$944,75)	(\$846,57) -10,40%
25.232,23 MMF-CRO LP STAKED (\$15.650,00)	(\$4.558,69) -70,88%
8.708,40 SocialSwap, SST STAKED (\$375,00)	(\$265,60) -29,34%
118,05 DUSD-DFI LP, STAKED (\$375,00)	(\$257,80) -31,26%
2.117,69 Cardano, ADA (\$1.227,00)	(\$958,05) -21,92%
3.083,00 Ripple, XRP (\$1.265,00)	(\$1.085,76) -14,17%
36,12 Polkadot, DOT (\$320,00)	(\$257,08) -19,67%
136,61 SAFUU, SAFUU (\$2.803,15)	(\$3.021,81) +7,80%
110.601,9 LuckyBlock, LBlock (\$250,00)	(\$98,34) -60,67%
16.544,52 LoopNetwork, LOOP (\$275,00)	(\$135,93) -50,58%
607,3 Polygon, MATIC (\$311,50)	(\$360,92) +15,86%
34.377,2 VeChain, VET (\$1.000,00)	(\$786,11) -21,39%
12.293,80 Harmony, ONE (\$645,00)	(\$259,30) -59,80%
24,27 Solana, SOL (\$1.098,00)	(\$1.112,53) +1,32%
1.928,88 Algorand, ALGO (\$700,00)	(\$653,73) -6,61%
10,784 Quant, QNT (\$698,00)	(\$1.106,76) +58,56%
447,00 Decentraland, MANA (\$364,00)	(\$383,89) +5,17%

TPD: \$29.246,15 (\$16.941,59) -42,08%

Total Portfolio Development

WPD: \$16.912,18 (\$16.941,59) +0,17%

Weekly Portfolio Development

Collected Returns



25.232,23 MMF-CRO LP

2.003 MMF (\$108,00)

128,14 SAFUU

23 SAFUU (\$442,45)

AM-KRYPTO

(\$0,00)

Sharing of profits:

Buyback, Burn

(\$275,22)

Reinvest

(\$275,22)

Transaction Fees



Collected Fees for investments:

Wallet: 0xB7373489E073809CD3Cb7e885021e05CE5a40d62

Tax: Buy 5% / Sell 8%

Weekly collected fees: \$2.485,68

Added from collected rewards: \$275,22

Weekly total: \$2.761,68

(75% Investments / 25% Reserve)

For next investments: \$2.071,26

For Investment Reserves: **\$690,42**

Total Investment Reserves: \$1.864,19

Buyback & Burn



Buyback/ Liquidity Wallet:

Wallet: 0x4c3C6cc6209F41E383302F910301D08a945193D1

Weekly Income Buyback Wallet: **\$1.249,22**

(75% Buyback / 25% Reserve)

Development Token: + (974 BUSD 1.500.000 Dev. BRO\$ Token)

For Buybacks: **\$206,42**

For Reserves: **\$1.042,80**

Total Reserves for Buybacks: \$1.410,46

Total Buybacks since Launch: 2.988,36

Weekly Buyback & Burn: \$206,42/ 0 BRO\$

Total Buybacks: \$2.988,36 / 7.858.474BRO\$

Total Burns: 233.031.952 BRO\$

New Assets/ Investments/





Assets:	Amount:
Bitcoin, BTC	(\$78,00 - 0,00394203 BTC)
Ethereum, ETH	(\$78,00 - 0,07283284 ETH)
VeChain	(\$173,00 - 7875,9 VET)
Quant, QNT	(\$173,00 - 2,03 QNT)
SAFUU, SAFUU	(\$173,00 - 8,47 SAFUU)
Decentraland, MANA	(\$364,00 - 447 MANA)

Votings



BlockRock Votings

 Weekly Vote. 1 project will be added to our portfolio (voting time 24 hours)

 Wöchentliche Abstimmung. 1 Projekt wird neu zu unserem Portfolio hinzugefügt (Abstimmungszeit 24 Stunden)

Endergebnis

36% Decentraland, MANA



5% Oasis Network, ROSE



9% Kaspas, KAS



13% Core, CORE



13% FTX, FTT



24% Hedera, HBAR



90 Stimmen

 122 09:18




Kommentar hinterlassen




Votings

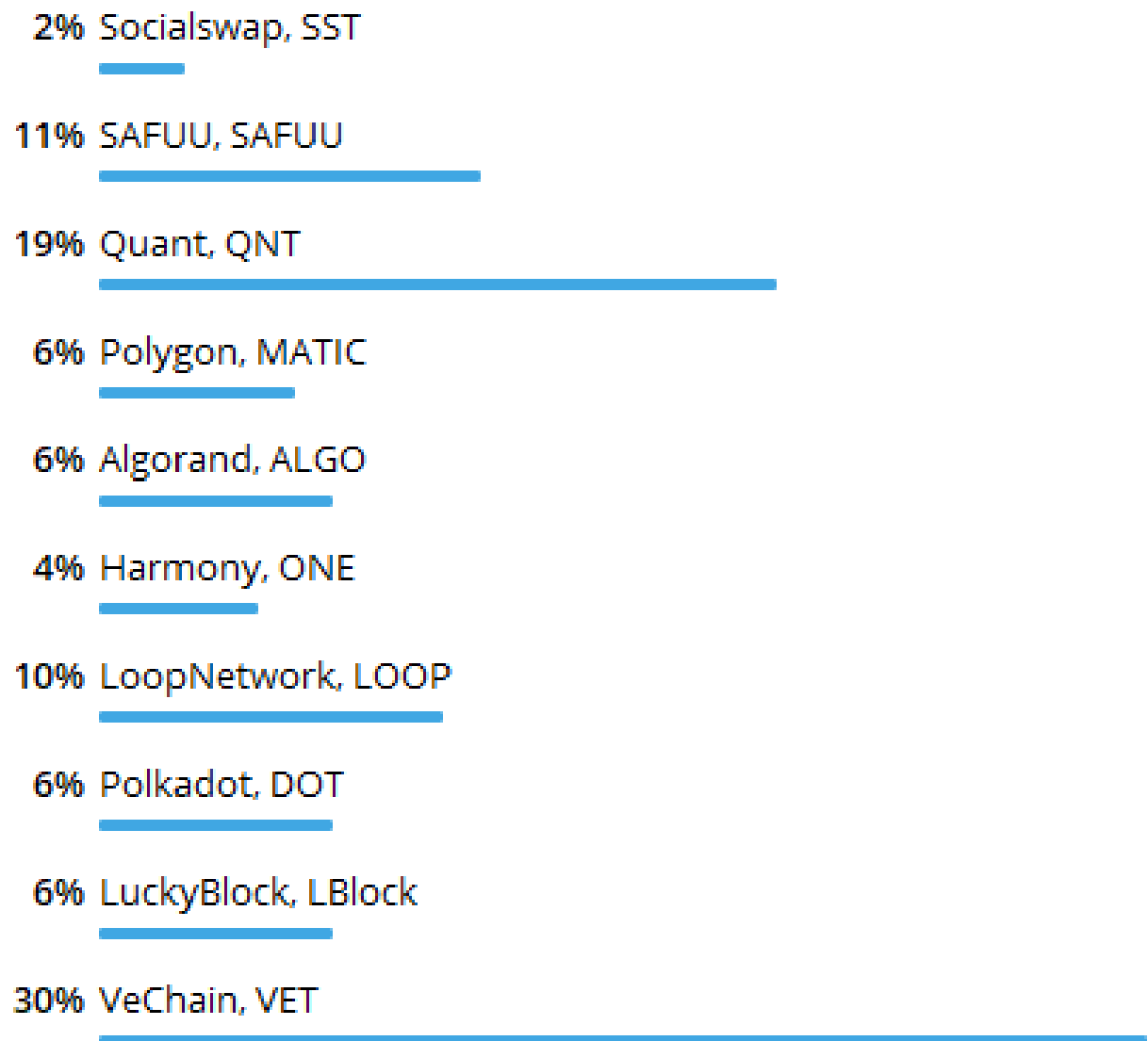


BlockRock Votings

 Weekly Vote. The 3 projects with the most votes will be purchased. (voting time 24 hours)

 Wöchentliche Abstimmung. Die 3 Projekte mit den meisten Stimmen werden nachgekauft. (Abstimmungszeit 24 Stunden)

Endergebnis



94 Stimmen

 123 09:17



2 Kommentare



Marketing Wallet



Wallet: 0x58Fc0980aF46EE5B76b06Eb72f401186Af650809

+1.500.000 Development BRO\$ Token = 974,00 BUDS

Total: **\$689,93**

***After the weekly payments

Spents



Recipient:	Summe:
Twitter/ TG Promotion	\$400,00
Youtube/ Telegram Promo	\$400,00
Youtube/ Telegram	\$250,00
Telegram	\$450,00
Buy Contest	\$580,00